




Developer Note

Macintosh PowerBook 165c



Developer Note

Developer Technical Publications
© Apple Computer, Inc. 2000

 Apple Computer, Inc.
© 2000, Apple Computer, Inc.
All rights reserved.

No part of this publication may be reproduced, stored in a retrieval system, or transmitted, in any form or by any means, mechanical, electronic, photocopying, recording, or otherwise, without prior written permission of Apple Computer, Inc. Printed in the United States of America.

The Apple logo is a registered trademark of Apple Computer, Inc. Use of the “keyboard” Apple logo (Option-Shift-K) for commercial purposes without the prior written consent of Apple may constitute trademark infringement and unfair competition in violation of federal and state laws.

No licenses, express or implied, are granted with respect to any of the technology described in this book. Apple retains all intellectual property rights associated with the technology described in this book. This book is intended to assist application developers to develop applications only for Apple Macintosh computers.

Apple Computer, Inc.
20525 Mariani Avenue
Cupertino, CA 95014
408-996-1010

Apple, the Apple logo, APDA, AppleLink, AppleTalk, LaserWriter, and Macintosh are trademarks of Apple Computer, Inc., registered in the United States and other countries.

Apple Desktop Bus, Apple SuperDrive, Macintosh Quadra, PowerBook, and QuickDraw are trademarks of Apple Computer, Inc.

Adobe Illustrator and PostScript are trademarks of Adobe Systems Incorporated, which may be registered in certain jurisdictions.

America Online is a service mark of Quantum Computer Services, Inc.

CompuServe is a registered service mark of CompuServe, Inc.

FrameMaker is a registered trademark of Frame Technology Corporation.

Helvetica and Palatino are registered trademarks of Linotype Company.

Internet is a trademark of Digital Equipment Corporation.

ITC Zapf Dingbats is a registered trademark of International Typeface Corporation.

NuBus is a trademark of Texas Instruments.

Varietyper is a registered trademark of Varietyper, Inc.

Simultaneously published in the United States and Canada.

LIMITED WARRANTY ON MEDIA AND REPLACEMENT

If you discover physical defects in the manual or in the media on which a software product is distributed, APDA will replace the media or manual at no charge to you provided you return the item to be replaced with proof of purchase to APDA.

ALL IMPLIED WARRANTIES ON THIS MANUAL, INCLUDING IMPLIED WARRANTIES OF MERCHANTABILITY AND FITNESS FOR A PARTICULAR PURPOSE, ARE LIMITED IN DURATION TO NINETY (90) DAYS FROM THE DATE OF THE ORIGINAL RETAIL PURCHASE OF THIS PRODUCT.

Even though Apple has reviewed this manual, APPLE MAKES NO WARRANTY OR REPRESENTATION, EITHER EXPRESS OR IMPLIED, WITH RESPECT TO THIS MANUAL, ITS QUALITY, ACCURACY, MERCHANTABILITY, OR FITNESS FOR A PARTICULAR PURPOSE. AS A RESULT, THIS MANUAL IS SOLD “AS IS,” AND YOU, THE PURCHASER, ARE ASSUMING THE ENTIRE RISK AS TO ITS QUALITY AND ACCURACY.

IN NO EVENT WILL APPLE BE LIABLE FOR DIRECT, INDIRECT, SPECIAL, INCIDENTAL, OR CONSEQUENTIAL DAMAGES RESULTING FROM ANY DEFECT OR INACCURACY IN THIS MANUAL, even if advised of the possibility of such damages.

THE WARRANTY AND REMEDIES SET FORTH ABOVE ARE EXCLUSIVE AND IN LIEU OF ALL OTHERS, ORAL OR WRITTEN, EXPRESS OR IMPLIED. No Apple dealer, agent, or employee is authorized to make any modification, extension, or addition to this warranty.

Some states do not allow the exclusion or limitation of implied warranties or liability for incidental or consequential damages, so the above limitation or exclusion may not apply to you. This warranty gives you specific legal rights, and you may also have other rights which vary from state to state.

Contents

Figures v

Preface **About This Developer Note** vii

Supplementary Documents vii
Conventions and Abbreviations viii
 Typographical Conventions viii
 Standard Abbreviations viii

Chapter 1 **Hardware** 1

Introduction 2
Features 2
Compatibility Issues 5
 Color Display 5
 RAM Expansion Slot 5
Hardware Overview 6
 Memory Map 6
 ROM 8
 ROM Wait States 8
 RAM 8
 RAM Wait States 9
 Battery Backup 9
Color LCD Interface 9
 LCD Screen 10
RAM Expansion Interface 10

Chapter 2 **Software** 13

ROM Software 14
System Software 14
 Identifying the PowerBook 165c 14
 Control Panel Changes 14

Figures

Chapter 1

Hardware 1

Figure 1-1	Block diagram of the PowerBook 165c computer	4
Figure 1-2	32-bit memory and detailed I/O map	7
Figure 1-3	32-bit and 24-bit memory map comparison	8
Figure 1-4	Location of the RAM expansion connector	11
Figure 1-5	RAM expansion card design guide	12

About This Developer Note

This document describes the Macintosh PowerBook 165c computer, emphasizing those features that are new or different from other Macintosh PowerBook computers. It is written primarily for experienced Macintosh hardware and software developers who want to create products that are compatible with this new computer. If you are unfamiliar with the Macintosh or would simply like more technical information on the hardware, you may want to read the related technical manuals listed in the following section.

Supplementary Documents

Because the Macintosh PowerBook 165c computer shares many features of the Macintosh PowerBook 160/180 computers, you should refer to the *Macintosh PowerBook 160 and Macintosh PowerBook 180 Developer Note* for information about features not described in detail here. The *Macintosh PowerBook 160 and Macintosh PowerBook 180 Developer Note* is available from APDA as part of *Macintosh Developer Notes: Number 1*, APDA part number R0451LL/A.

To supplement the information in this document, you might wish to obtain related documentation such as *Guide to the Macintosh Family Hardware*, second edition, *Designing Cards and Drivers for the Macintosh Family*, third edition, and *Inside Macintosh*. For detailed information about the Motorola 68030 microprocessor used in the Macintosh PowerBook 165c, refer to the *MC68030 Enhanced 32-Bit Microprocessor User's Manual*. All of these documents are available through APDA.

APDA is Apple's worldwide source for over three hundred development tools, technical resources, training products, and information for anyone interested in developing applications on Apple platforms. To order products or to request a complimentary copy of the *APDA Tools Catalog*, contact

APDA

Apple Computer, Inc.

P.O. Box 319

Buffalo, NY 14207-0319

Telephone	800-282-2732 (United States)
	800-637-0029 (Canada)
	716-871-6555 (International)

Fax	716-871-6511
-----	--------------

AppleLink	APDA
-----------	------

America Online	APDA
CompuServe	76666,2405
Internet	APDA@applelink.apple.com

Conventions and Abbreviations

This developer note uses typographical conventions and abbreviations that are standard in Apple publications.

Typographical Conventions

Computer-language text—any text that is literally the same as it appears in computer input or output—appears in `Courier` font.

Standard Abbreviations

Standard units of measure used in Apple reference books include:

A	amperes	MB	megabytes
GB	gigabytes	MHz	megahertz
Hz	hertz	ms	milliseconds
K	1024	ns	nanoseconds
KB	kilobytes	V	volts
mA	milliamperes	W	watts

Standard abbreviations used in Apple reference books include:

$\$n$	hexadecimal value n
AC	alternating current
ADB	Apple Desktop Bus
CLUT	color look-up table
DAC	digital-to-analog converter
IC	integrated circuit
ASIC	application-specific integrated circuit
MMU	memory-management unit
RAM	random-access memory
RAMDAC	random-access memory, digital/analog converter
ROM	read-only memory
RGB	red-green-blue (a video display system used by Apple computers)

P R E F A C E

SCSI	Small Computer System Interface
SVGA	super VGA (a video display system used with PC-type computers)
VGA	video graphics adapter (a video display system used with PC-type computers)
VRAM	video RAM

Hardware

Hardware

This chapter describes the major features of the Macintosh PowerBook 165c computer, emphasizing the similarities and differences between it and other Macintosh PowerBook computers.

IMPORTANT

Only the major differences between the PowerBook 165c and the PowerBook 160/180 are described in detail here. For a complete understanding of the PowerBook 165c computer, refer to the *Macintosh PowerBook 160 and Macintosh PowerBook 180 Developer Note*. ▲

Introduction

The Macintosh PowerBook 165c brings color to the Macintosh PowerBook family of notebook computers. In addition to its vivid color display, the Macintosh PowerBook 165c offers 33 MHz performance, video output, more room for memory expansion cards, and a distinctive new exterior design.

Features

The major features of the Macintosh PowerBook 165c computer are:

- Microprocessor: Motorola 68030 running at 33 MHz. A 16 MHz power saving mode can be selected by the user.
- Coprocessor: Motorola 68882 FPU running at 33 MHz.
- Read-only memory (ROM): 1 MB.
- Random-access memory (RAM): 4 MB of pseudostatic RAM (PSRAM).
- RAM expansion: a RAM expansion slot accommodates RAM expansion cards of up to 10 MB, for a total of 14 MB of RAM. The RAM expansion slot is compatible with cards designed for earlier Macintosh PowerBook models, while providing more room for larger cards.
- Liquid crystal display (LCD): 8-bit color video circuitry displays up to 256 colors on the built-in 640 × 400 pixel film supertwist nematic (FSTN) LCD. The display is backlit by two cold cathode fluorescent lamps.
- Video output: 8-bit color video output circuitry displays up to 256 colors on all Apple color monitors up to 16 inches in size. The Apple Portrait monitor is also supported at up to 16 shades of gray.

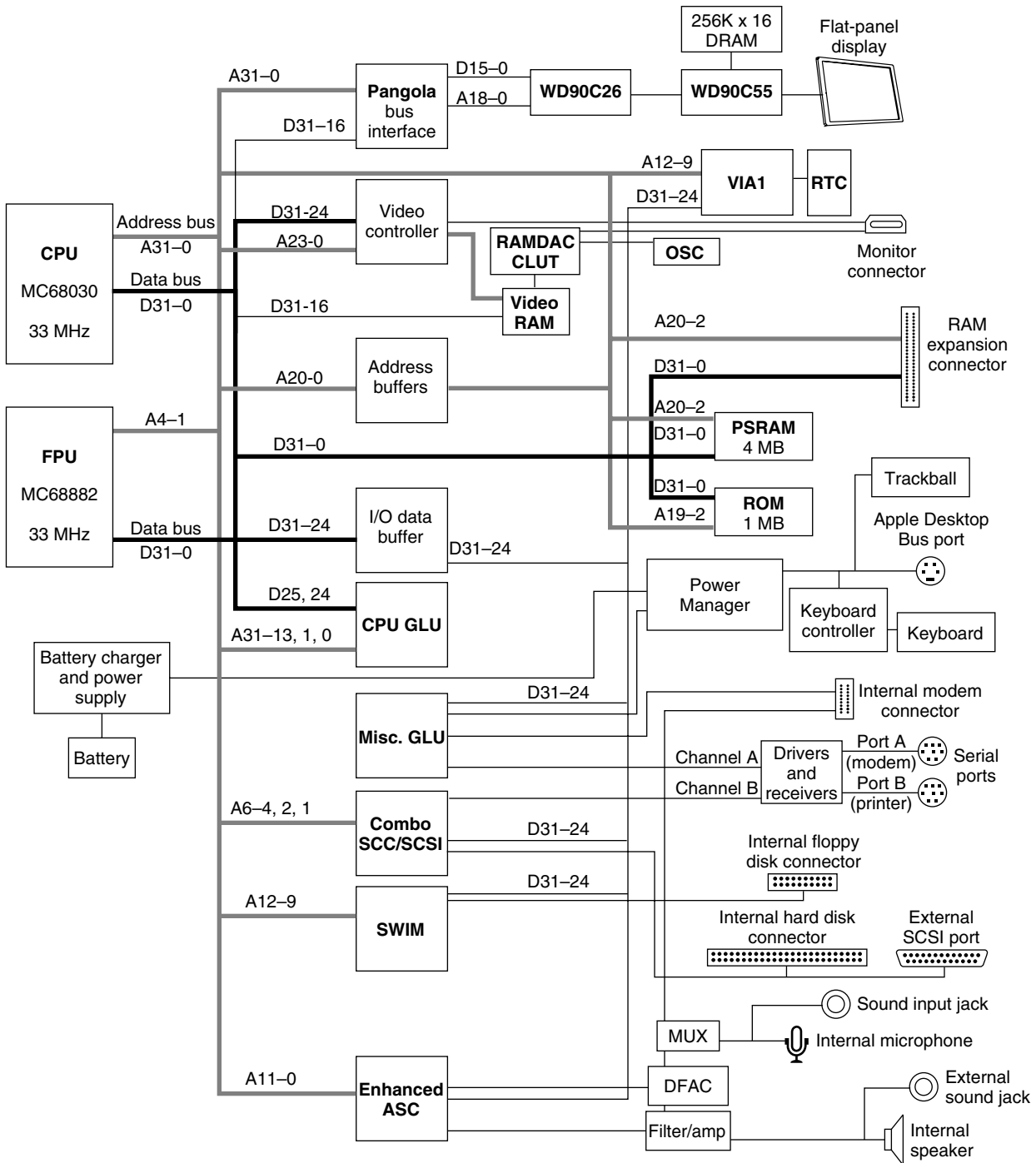
The video output circuitry is identical to that of the PowerBook 160 and PowerBook 180, supporting both dual mode and video mirror mode. In dual mode, the LCD and external monitor are independent. In video mirror mode, the image on the external monitor is identical to what is displayed on the LCD.

Hardware

- Floppy disk: one internal 1.4 MB Apple SuperDrive with Super Woz Integrated Machine (SWIM) interface.
- Hard disk: one internal 2.5-inch SCSI hard disk drive. Disk capacities of 80 and 120 MB are offered.
- SCSI disk mode: by connecting an HDI-30 SCSI Disk Adapter cable, users can access the PowerBook's internal hard disk from another Macintosh.
- I/O (input/output): one HDI-30 connector for external SCSI devices, one 4-pin mini-DIN ADB port, two 8-pin mini-DIN serial ports, audio input and output jacks, and a custom video output connector with adapter for attaching standard Apple video cables.
- Sound: enhanced Apple Sound Chip (ASC) audio circuitry provides sound input and output through the built-in microphone and speaker. Stereo sound output can be heard through the headphone jack.
- Keyboard: built-in keyboard with integral 30-mm trackball.
- Modem: internal 20-pin connector for an optional modem card. This slot is physically and electrically compatible with modems designed for the PowerBook 160/180.
- Battery: a 2.9 ampere-hour NiCad rechargeable battery is included. A 3 V lithium battery provides backup power for the real-time clock and parameter RAM when the main battery is removed.
- Power supply: a new 24 W external wall-mounted recharger/power adapter is included.
- Security connector: a connector on the back panel allows users to attach a security device.
- Weight: 7 pounds.
- Size: 11.3 inches wide, 9.3 inches deep, and 2.3 inches high.

The block diagram shown in Figure 1-1 illustrates the major hardware components of the PowerBook 165c computer.

Figure 1-1 Block diagram of the PowerBook 165c computer



Compatibility Issues

Because the Macintosh PowerBook 165c is identical in most respects to the Macintosh PowerBook 160/180 computers, most hardware and software designed for those models will operate without modification on the PowerBook 165c. This section highlights key areas you should investigate in order to ensure that your products work properly with the PowerBook 165c. These topics are covered in more detail in subsequent sections.

Color Display

The internal display controller is optimized for 8-bit color mode. Although 1-, 2-, and 4-bit modes are supported for compatibility, they provide no significant improvement in display performance.

The LCD controller circuitry includes a 256-entry color look-up table (CLUT) and is compatible with software that uses QuickDraw and the Palette Manager. The controller supports a palette of 262,143 colors. However, due to the nature of LCD technology, some colors are dithered or exhibit noticeable flicker. Apple has developed a new gamma table for this display that minimizes flicker and optimizes available colors. With this gamma table in place, the effective range of the CLUT is 4096 colors.

See the section “Color LCD Interface” on page 9 for more information about the internal display hardware and LCD screen.

The external video interface of the Macintosh PowerBook 165c computer is identical to the PowerBook 160/180 in all respects.

Note

MacsBug version 6.2.2 does not properly restore the LCD frame buffer on the Macintosh PowerBook 165c. The screen can be restored by forcing a redraw. This problem will be corrected in future MacsBug versions. ♦

RAM Expansion Slot

The RAM expansion slot is compatible with RAM expansion cards meeting Apple design specifications for the Macintosh PowerBook 180 and earlier models. However, the design of the PowerBook 165c provides more physical space for RAM expansion cards than was specified for earlier PowerBook computers. Developers must follow the design guidelines provided in the section “RAM Expansion Interface” on page 10 to assure compatibility with the Macintosh PowerBook 165c and future models.

▲ WARNING

Do not exceed the design envelope shown in Figure 1-5. Cards that exceed these specifications may damage the computer, and may be incompatible with future PowerBook models. ▲

Hardware Overview

This section discusses the hardware differences between the Macintosh PowerBook 165c and the Macintosh PowerBook 160/180 computers.

IMPORTANT

Memory sizes, addresses, and other data are specific to each type of Macintosh computer and are provided for informational purposes only. To ensure that your application software maintains compatibility across the Macintosh line and to allow for future hardware changes, you are strongly advised to use the Macintosh Toolbox and Operating System routines wherever provided. In particular, never use absolute addresses to access hardware, because these addresses are not the same for all models. ▲

Memory Map

Like all Macintosh PowerBook computers that use the 68030 microprocessor, the PowerBook 165c always operates in 32-bit addressing mode. To maintain compatibility with software that uses 24-bit addressing conventions, the memory management unit (MMU) in the 68030 is used to map 24-bit addresses to their 32-bit equivalent.

In 32-bit mode, the 68030 supports a 4 GB address space. In 24-bit mode, however, the upper 8 address bits are ignored, and the maximum address space is limited to 16 MB. The MMU remaps addresses so that RAM, ROM, VRAM, and I/O all appear within this 16 MB range. Although the address translation is transparent to software, it has the effect of limiting the amount of addressable RAM to 8 MB.

Figure 1-2 shows the 32-bit memory map of the PowerBook 165c. Figure 1-3 compares the 24-bit and 32-bit memory maps.

Hardware

Figure 1-2 32-bit memory and detailed I/O map

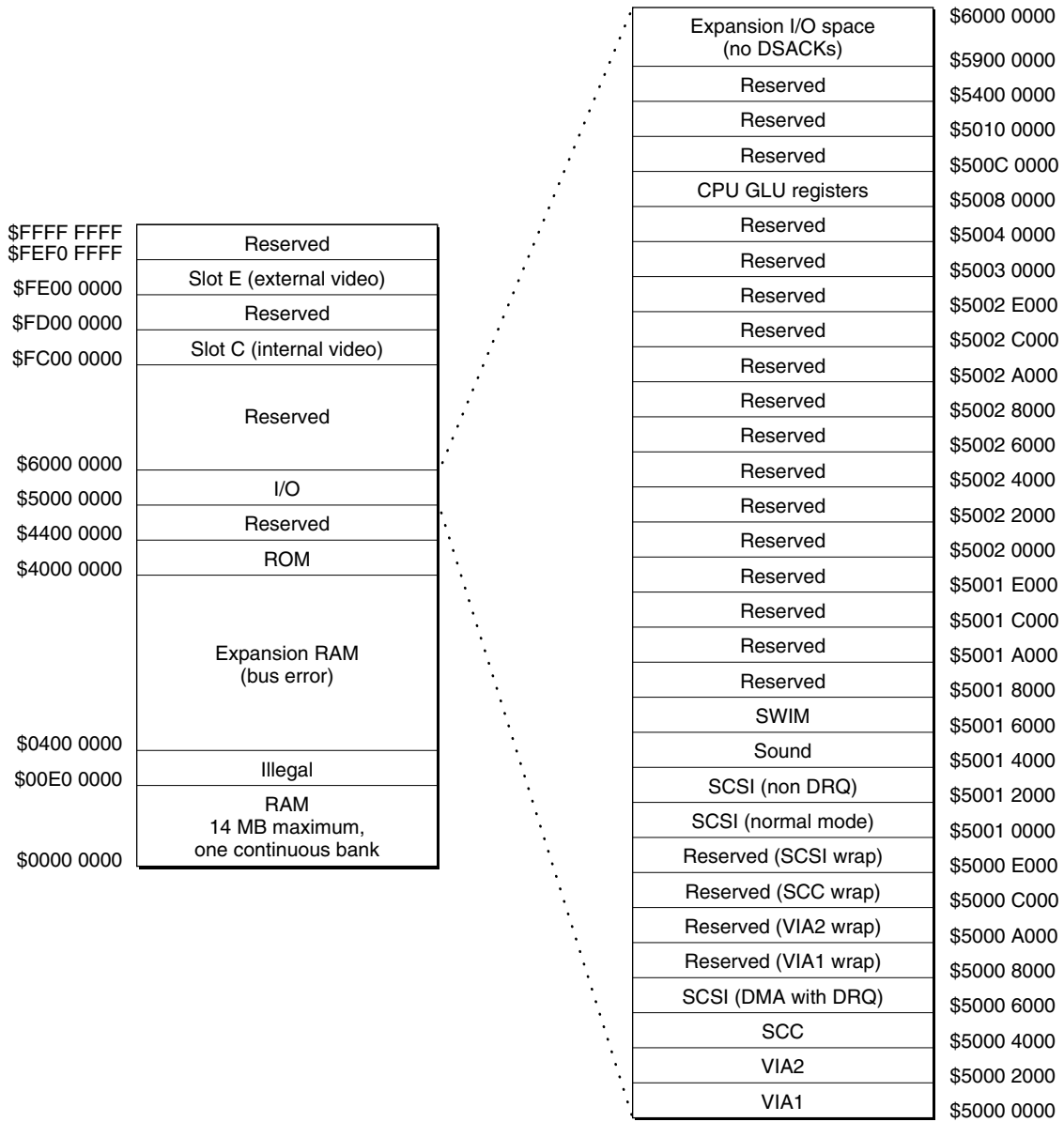
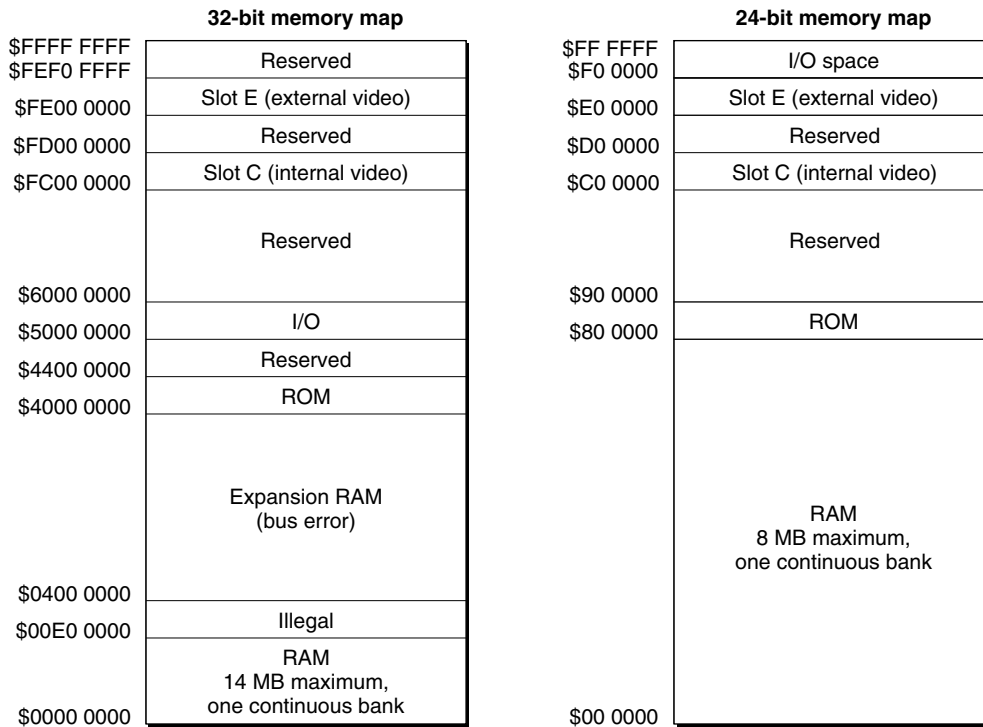


Figure 1-3 32-bit and 24-bit memory map comparison



ROM

The Macintosh PowerBook 165c ROM is identical to the ROM used in the PowerBook 160 and PowerBook 180 computers. The ROM chips have been moved from the secondary logic board to a new RAM/ROM board to make room for the color display circuits.

A new 32K x 8-bit declaration ROM appears in NuBus™ slot \$C address space and provides firmware support for the color LCD.

ROM Wait States

ROM accesses by the CPU require 4 processor wait states (7 clock cycles at 33 MHz), which is equivalent to 180 ns per access.

RAM

The PowerBook 165c includes 4 MB of 85 ns pseudostatic RAM, consisting of eight 512K x 8-bit chips. The RAM chips are contained on a new RAM/ROM board to provide room for the color display circuitry on the secondary logic board.

Hardware

The RAM expansion slot is located on the RAM/ROM board, and supports up to 10 MB of PSRAM, for a total of 14 MB. See the “RAM Expansion Interface” section on page 10 for information about designing RAM expansion cards.

RAM is always contiguous because only one size of RAM chip (4 Mbits) is used. As a result, software does not have to “stitch” memory. The RAM array is located in the system memory map between addresses \$0000 0000 and \$00DF FFFF, except following a system reset or sleep cycle, when it is overlaid by system ROM. However, the overlay is removed following access to normal ROM space, and the RAM space is then accessible. Both RAM and ROM memory spaces provide DSACK signals to the processor even if memory is not actually installed. The RAM data path is 32 bits wide.

RAM Wait States

RAM accesses require 2 wait states when using 85 ns PSRAM exclusively. Installing 100 ns expansion RAM causes the memory controller to insert an additional wait state in all memory accesses (both main and expansion).

Battery Backup

Both main and expansion RAM are backed up when the computer is in the sleep state, as long as the battery is charged or the power adapter is plugged in. RAM contents are not maintained when the computer is turned off or when the battery is removed.

Color LCD Interface

The color display circuitry in the Macintosh PowerBook 165c emulates a NuBus video card installed in slot \$C. This circuitry includes the LCD controller chip set, 512 KB of DRAM, and a declaration ROM. The PowerBook 165c is compatible with software that uses QuickDraw and the Palette Manager. Color table animation is also supported.

The LCD controller chip set consists of the WD90C26 controller and WD90C55 display driver, both made by Western Digital, and the Pangola bus interface chip, an Apple custom ASIC that translates signals between the WD90C26 and the 68030 bus. Pangola also handles the frame buffer conversion necessary to support 1-, 2-, and 4-bit color modes with the Western Digital controller.

The WD90C26 contains a 256-entry CLUT, RAMDAC, frame buffer controller, and flat panel control circuitry. Although the CLUT supports a palette of 262,143 colors, many of the possible colors do not look acceptable on the display. Due to the nature of LCD technology, some colors are dithered or exhibit noticeable flicker. Apple has developed a new gamma table for this display that minimizes flicker and optimizes available colors. With this gamma table in place, the effective range of the CLUT is 4096 colors.

The frame buffer appears to the 68030 as a continuous RAM array of 512 KB beginning at \$FC04 0000. The data path is 16 bits wide and byte addressable. The frame buffer is controlled by the WD90C26, which allocates 1 byte per pixel in all color modes. Because

Hardware

the WD90C26 manages its frame buffer differently than QuickDraw expects, Pangola must perform byte packing and unpacking to support color modes other than 8-bit.

For example, in 1-bit mode QuickDraw expects that each byte in the frame buffer represents eight pixels. For every byte QuickDraw writes to the frame buffer in 1-bit mode, Pangola unpacks the bits and sends 8 bytes to the WD90C26. Similarly, Pangola must pack 8 bytes into 1 byte each time QuickDraw reads a byte from the frame buffer in 1-bit mode.

Because the WD90C26 is optimized for 8-bit color mode, there is little advantage to selecting a reduced bit depth. Apple recommends that application developers use 8-bit mode whenever possible on the Macintosh PowerBook 165c.

Applications that manipulate the frame buffer directly must do so at a consistent bit depth because Pangola always interprets pixel data based on the current video mode. For example, attempting to write 8-bit data to the frame buffer while in 1-bit mode will corrupt the frame buffer because Pangola will unpack each byte as described above. Sending 1-bit data to the buffer while in 8-bit mode produces similar results because Pangola will not perform the necessary conversion.

LCD Screen

The PowerBook 165c uses a high-contrast 640 x 400 pixel FSTN color display with .30 mm dot pitch. The display is backlit by two CCFL bulbs located at the top and bottom of the panel.

The inherent differences between LCD and CRT technologies make it a challenge to precisely match colors displayed on the LCD with those on an external monitor. The PowerBook 165c gamma table provides good color matching while minimizing flicker. Developers should use the supplied gamma table unless there is a specific need to replace it. Using a gamma table developed for RGB systems will produce poor results.

RAM Expansion Interface

The PowerBook 165c accommodates RAM expansion cards from 2 MB to 10 MB in capacity, for a total of 14 MB RAM. The RAM expansion interface is electrically identical to that of the PowerBook 180. However, the design of the PowerBook 165c provides more physical space for RAM expansion cards than was specified for earlier PowerBook computers, making it easier for developers to design high capacity cards.

The RAM expansion slot is located on the RAM/ROM board, in the same position as earlier PowerBook models. Figure 1-4 shows the location of the RAM expansion connector. Figure 1-5 shows the mechanical design guide for PowerBook 165c RAM expansion cards. Refer to the *Macintosh PowerBook 160 and Macintosh PowerBook 180 Developer Note* for electrical design guidelines.

Hardware

Figure 1-4 Location of the RAM expansion connector

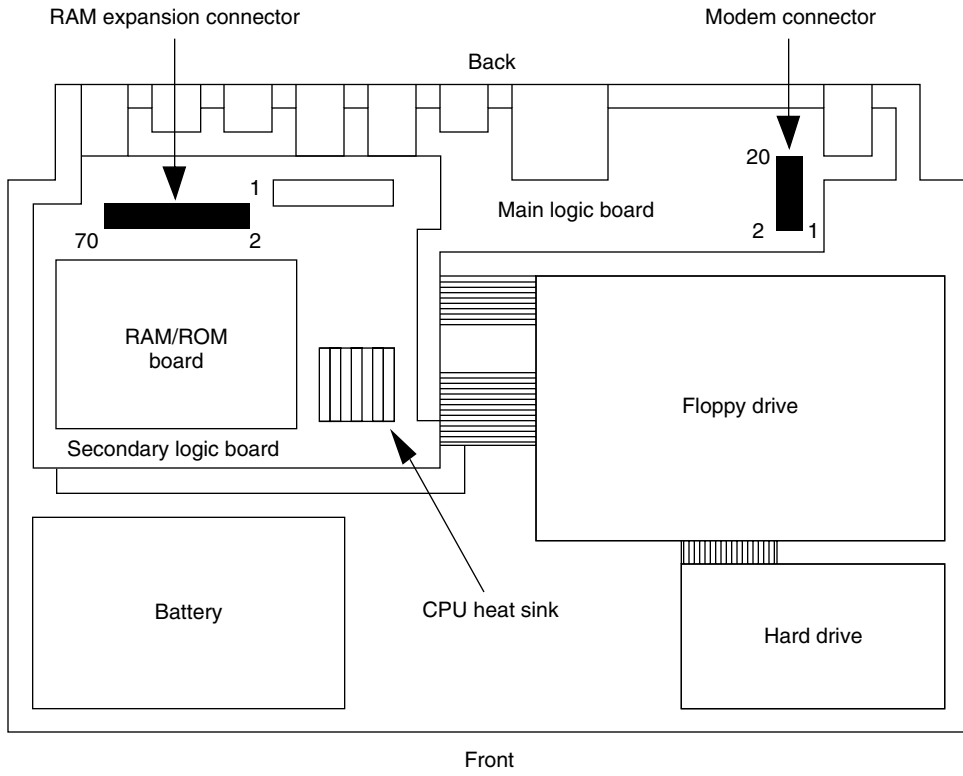
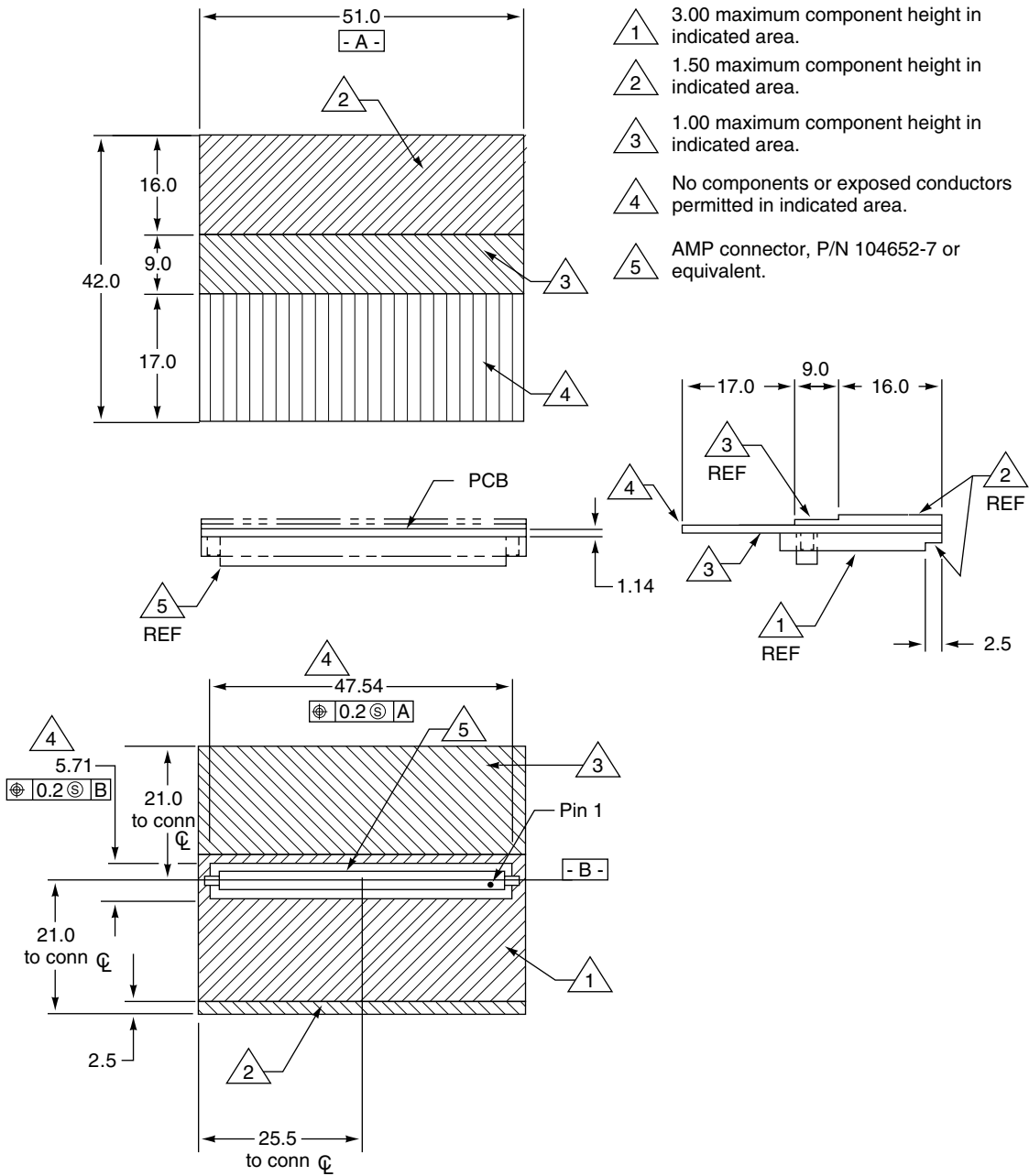


Figure 1-5 RAM expansion card design guide



Dimensions are in millimeters.

▲ **WARNING**

Do not exceed the design guidelines shown in Figure 1-5. Cards that exceed these specifications may damage the computer, and may be incompatible with future PowerBook models. ▲

Software

Software

This chapter describes the new ROM and system software features of the PowerBook 165c computer.

ROM Software

The PowerBook 165c uses the same ROM software as the PowerBook 160/180 computers. Support for the color display is provided by the video driver located in the declaration ROM. All other software modifications are incorporated into the system software.

System Software

The PowerBook 165c computer is shipped with System 7.1 software. A system enabler file, included on the “Install Me First” disk, contains extensions to the system software necessary to support the PowerBook 165c. The system enabler file must be installed in the System Folder for the computer to boot.

Identifying the PowerBook 165c

The correct method for software to identify the Macintosh model it is running on is by using the Gestalt Manager routines described in *Inside Macintosh*.

The `gestaltMachineType` value returned by the PowerBook 165c is 50. This value can be used to obtain the machine name string as described in *Inside Macintosh*.

Control Panel Changes

The PowerBook and PowerBook Display control panels have been updated to support the color display and new power management profile of the PowerBook 165c. The only change visible to the user is that the PowerBook Display control panel does not turn off the backlight completely. With the backlight off, users may mistakenly think the computer is shut down, so the PowerBook Display control panel dims the backlight to a low level.

